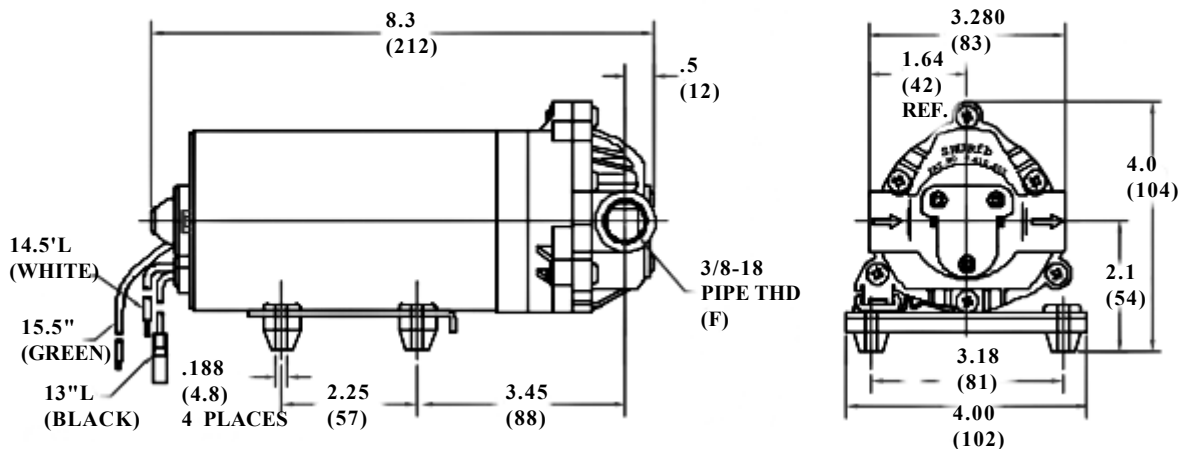


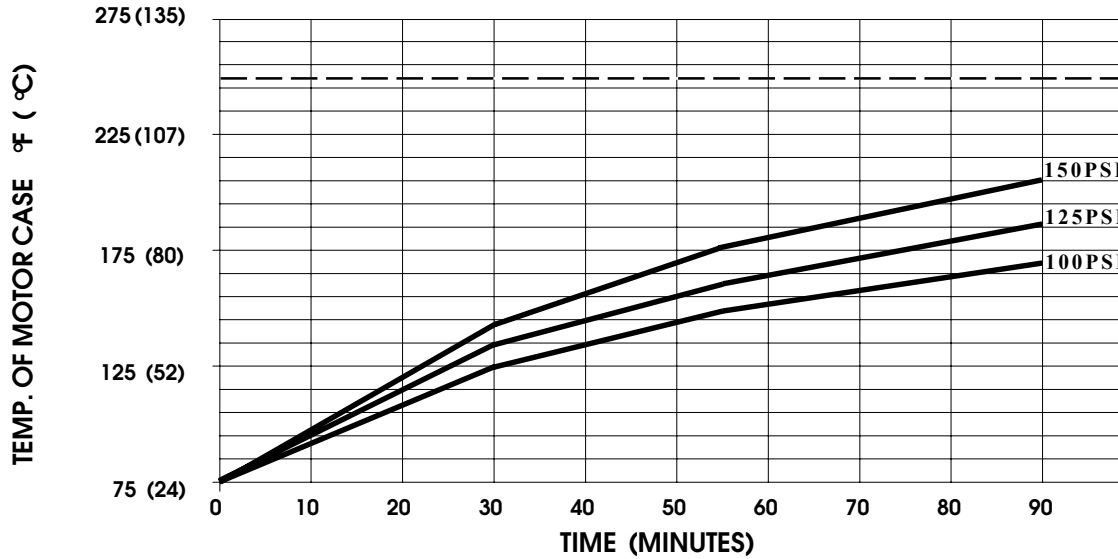
**SPECIFICATIONS:**

- MODEL NUMBER:** 8035-963-200
- PUMP DESIGN:** Positive Displacement 3 Chamber Diaphragm Pump
- CAM:** 3.0 Degree
- MOTOR:** Permanent Magnet, P/N 11-223-00, Thermally Protected
- VOLTAGE:** 115 VAC Nominal
- PRESSURE SWITCH:** None
- LIQUID TEMPERATURE:** 180 Degrees Fahrenheit (82 Degrees Centigrade) Max.
- PRIME:** Self-Priming Up To 8.0 Ft. Vertical,  
 Max. Inlet Pressure 30 PSI (2.1 Bar)
- PORTS:** 3/8"-18 NPT Female
- MATERIAL OF CONSTRUCTION:**
  - PLASTICS-** Nylon
  - VALVES-** EPDM
  - DIAPHRAGM-** Santoprene
  - FASTENERS-** Zinc Plated Steel
- NET WEIGHT:** 5.8 Lbs (2.6 Kg)
- DUTY CYCLE:** Intermittent (See Temperature Rise Chart)
- APPROVALS:** CSA/UL Recognized Component, NSF Listed
- TYPICAL APPLICATIONS:** Booster Pump - Carbonator (150 PSI Max.)

**DIMENSIONS:**



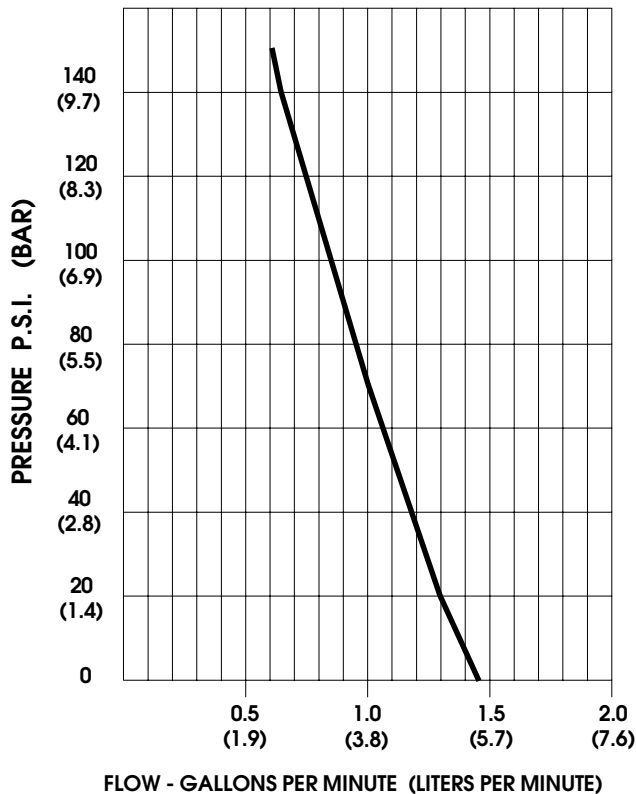
### TEMPERATURE RISE



THIS GRAPH IS FOR USE AS A DESIGN GUIDE. IT IS BASED ON RUNNING CONTINUOUSLY WITH AN AMBIENT TEMPERATURE OF 70° DEGREES F IN STILL AIR. THE THERMAL BREAKER WILL OPEN WHEN THE CASE TEMPERATURE REACHES 250° DEGREES F.

[----- TRIP POINT OF THERMAL PROTECTOR]

### TYPICAL PERFORMANCE



PRESSURE (PSI)	FLOW (GPM/LIT)	RPM MIN/MAX	CURRENT (AMPS)	VOLTAGE (VOLTS)
OPEN	1.45/5.5	2020/2059	0.27	115VAC
10	1.37/5.2	1980/2000	0.33	"
20	1.30/4.9	1915/1920	0.38	"
30	1.24/4.7	1860/1870	0.44	"
40	1.18/4.5	1795/1815	0.50	"
50	1.11/4.2	1745/1770	0.55	"
60	1.07/4.0	1710/1740	0.60	"
70	1.00/3.8	1670/1700	0.66	"
80	0.96/3.6	1630/1655	0.71	"
100	0.87/3.3	1560/1600	0.76	"
120	0.76/2.9	1490/1550	0.81	"
140	0.66/2.5	1440/1500	0.97	"
150	0.61/2.3	1415/1480	1.00	"

*-SPECIFICATIONS SUBJECT TO CHANGE WITHOUT NOTICE.*

*-ALL DATA BASED ON TESTING WITH WATER AT AMBIENT TEMPERATURE.*