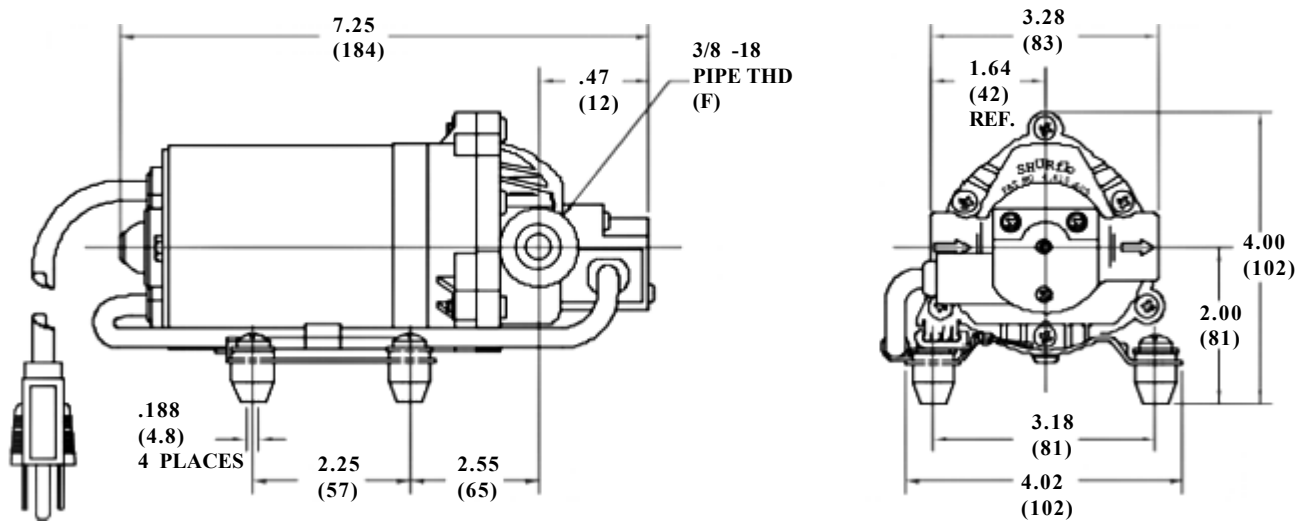


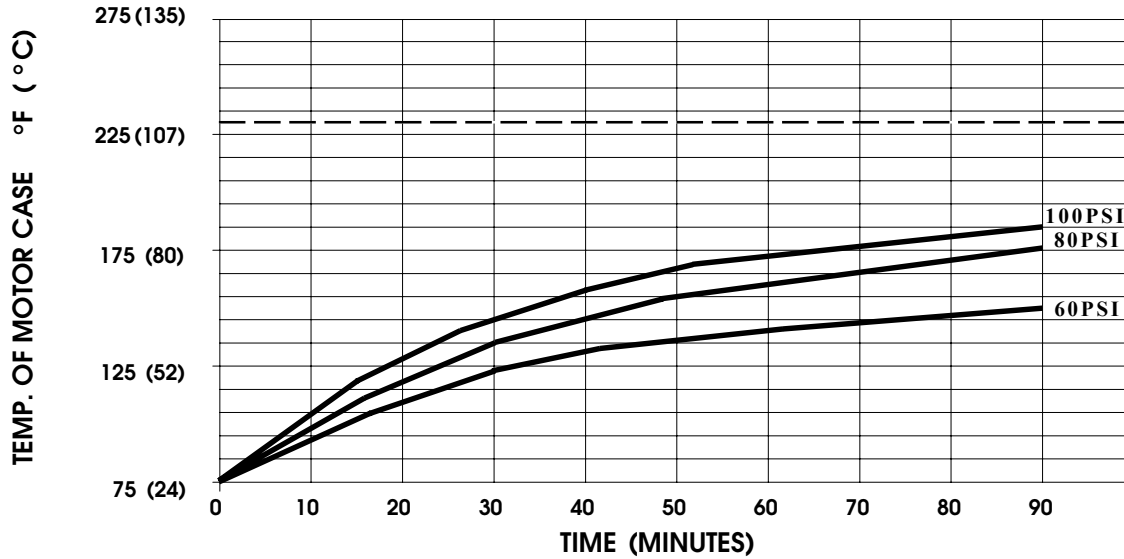
SPECIFICATIONS:

MODEL NUMBER: 8020-832-280
PUMP DESIGN: Positive Displacement 3 Chamber Diaphragm Pump
CAM: 2.5 Degree
MOTOR: Permanent Magnet, P/N 11-195-00, Thermally Protected
VOLTAGE: 115 VAC Nominal
PRESSURE SWITCH: None
LIQUID TEMPERATURE: 180 Degrees Fahrenheit (82 Degrees Centigrade) Max.
PRIME: Self-Priming Up To 4 Ft. Vertical,
 Max. Inlet Pressure 30 PSI (2.1 Bar)
PORTS: 3/8"-18 NPT Female
MATERIAL OF CONSTRUCTION:
 PLASTICS- Nylon
 VALVES- Viton
 DIAPHRAGM- Santoprene
 FASTENERS- Zinc Plated Steel
NET WEIGHT: 5.2 Lbs (2.36 Kg)
DUTY CYCLE: Intermittent (See Temperature Rise Chart)
APPROVALS: UL/CSA Listed
TYPICAL APPLICATIONS: Soil Extraction/Industrial
BYPASS: 80 PSI

DIMENSIONS:



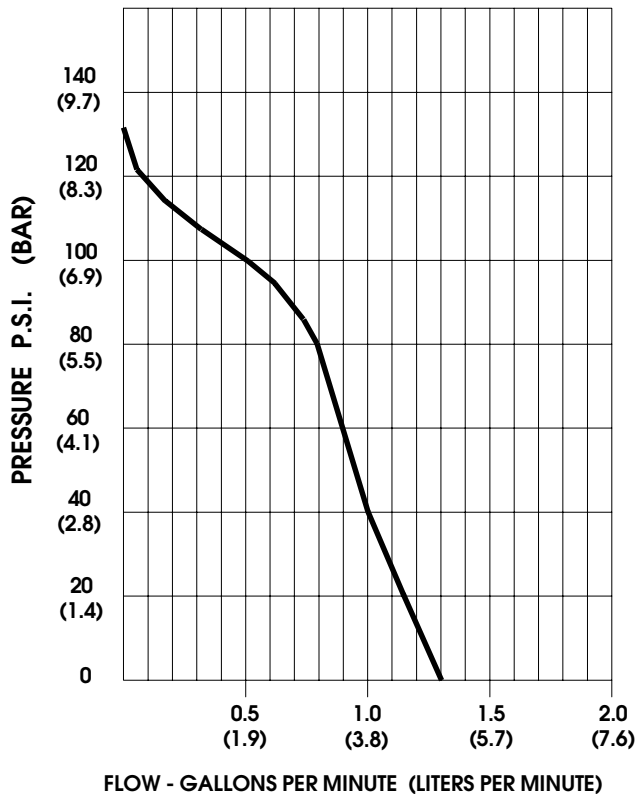
TEMPERATURE RISE



THIS GRAPH IS FOR USE AS A DESIGN GUIDE. IT IS BASED ON RUNNING CONTINUOUSLY WITH AN AMBIENT TEMPERATURE OF 75°F IN STILL AIR. THE THERMAL BREAKER WILL OPEN WHEN THE CASE TEMPERATURE REACHES 230° F.

[----- TRIP POINT OF THERMAL PROTECTOR]

TYPICAL PERFORMANCE



PRESSURE (PSI)	FLOW (GPM/LIT)	RPM MIN/MAX	CURRENT (AMPS)	VOLTAGE (VOLTS)
OPEN	1.30/4.9	2190/2230	0.35	115 VAC
10	1.21/4.6	2095/2160	0.40	"
20	1.14/4.3	2025/2090	0.45	"
30	1.06/4.0	1945/2040	0.50	"
40	1.00/3.8	1875/1980	0.54	"
50	0.96/3.6	1805/1915	0.59	"
60	0.92/3.5	1755/1865	0.63	"
70	0.87/3.3	1700/1820	0.67	"
80	0.80/3.0	1655/1770	0.71	"
100	0.48/1.8	1570/1680	0.78	"
120	0.01/.04	1515/1675	0.83	"

-SPECIFICATIONS SUBJECT TO CHANGE WITHOUT NOTICE.

-ALL DATA BASED ON TESTING WITH WATER AT AMBIENT TEMPERATURE.