

SPECIFICATIONS:

MODEL NUMBER: 8007-547-236

PUMP DESIGN: Positive Displacement 3 Chamber Diaphragm Pump

CHECK VALVE: (1-Way Operation) Prevents Reverse Flow

CAM: 3.0 Degree

MOTOR: Permanent Magnet, P/N 11-184-02 Fuse Protected, On/Off Switch, Connector

VOLTAGE: 12 VDC Nominal

PRESSURE SWITCH: Adjustable Shut-Off (Range 40-60 PSI)
Factory Set @ 60 PSI, Turn On 45 PSI \pm 5 PSI

LIQUID TEMPERATURE: 170 Degrees Fahrenheit (77 Degrees Centigrade) Max.

PRIME: Self-Priming Up To 11 Ft. Vertical,
Max. Inlet Pressure 30 PSI (2.1 Bar)

PORTS: 3/8"-18 NPT Female

MATERIAL OF CONSTRUCTION:

PLASTICS- Polypropylene

VALVES- Viton

DIAPHRAGM- Santoprene

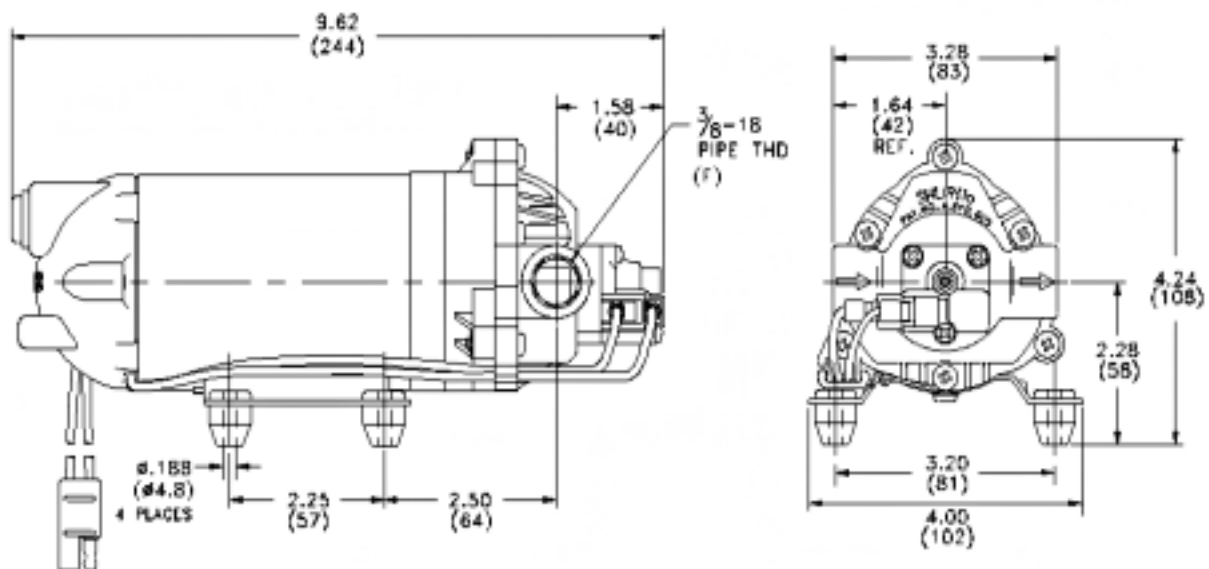
FASTENERS- Zinc Plated Steel

NET WEIGHT: 4.7 Lbs (2.13 Kg)

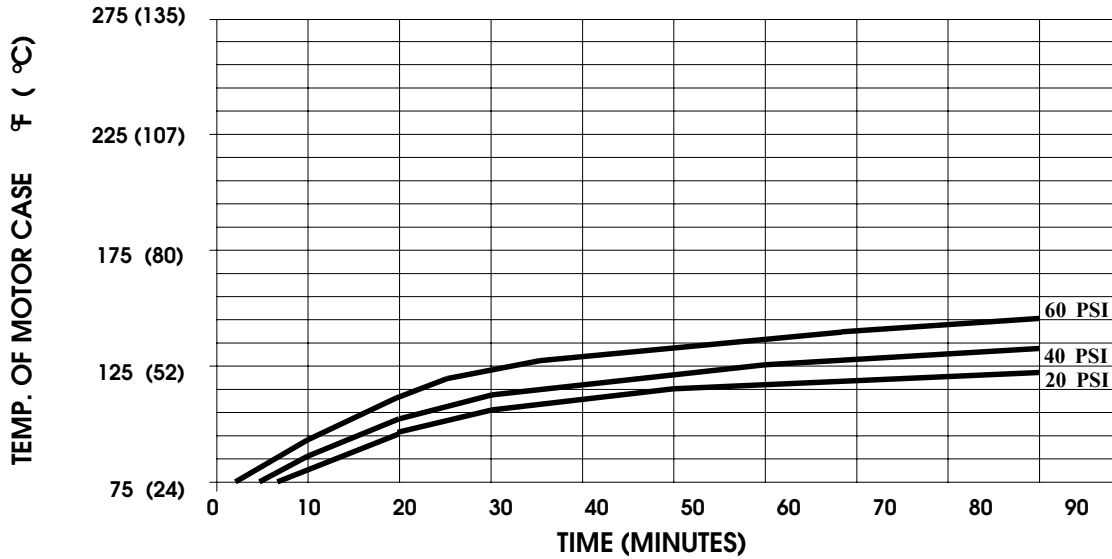
DUTY CYCLE: Continuous (See Temperature Rise Chart)

TYPICAL APPLICATIONS: Agricultural Spraying

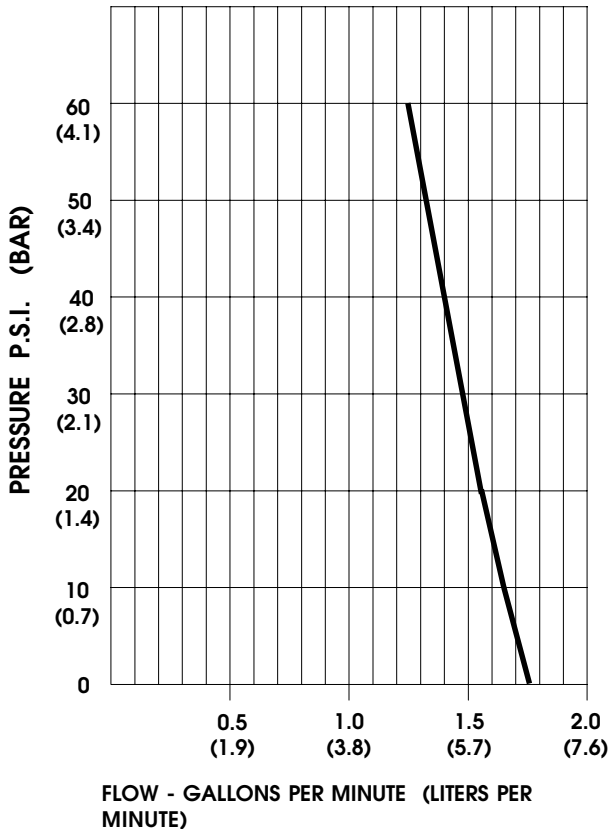
DIMENSIONS:



TEMPERATURE RISE



TYPICAL PERFORMANCE



PRESSURE (PSI)	FLOW (GPM/LIT)	RPM MIN/MAX	CURRENT (AMPS)	VOLTAGE (VOLTS)
OPEN	1.80/6.8	2235/2245	2.8	12VDC
10	1.66/6.3	2180/2210	3.6	"
20	1.57/5.9	2135/2170	4.3	"
30	1.45/5.5	2085/2125	5.0	"
40	1.39/5.3	2035/2080	5.6	"
50	1.31/5.0	1985/2045	6.2	"
60	1.23/4.7	1960/2015	6.8	"

-SPECIFICATIONS SUBJECT TO CHANGE WITHOUT NOTICE.

-ALL DATA BASED ON TESTING WITH WATER AT AMBIENT TEMPERATURE.