

SPECIFICATIONS:

MODEL NUMBER: 8005-292-139

PUMP DESIGN: Positive Displacement 3 Chamber Diaphragm Pump

CAM: 2.5 Degree

MOTOR: Permanent Magnet, P/N 11-148-04, Thermally Protected

VOLTAGE: 12 VDC Nominal

PRESSURE SWITCH: Adjustable Shut-Off (Range 40-60 PSI)
Factory Set @ 45 PSI, Turn On 33 PSI ± PSI

LIQUID TEMPERATURE: 170 Degrees Fahrenheit (77 Degrees Centigrade) Max.

PRIME: Self-Priming Up To 12 Ft. Vertical,
Max. Inlet Pressure 30 PSI (2.1 Bar)

PORTS: 1/2"-14 NPT Male

MATERIAL OF CONSTRUCTION:

PLASTICS- Polypropylene

VALVES- EPDM

DIAPHRAGM- Santoprene

FASTENERS- Zinc Plated Steel

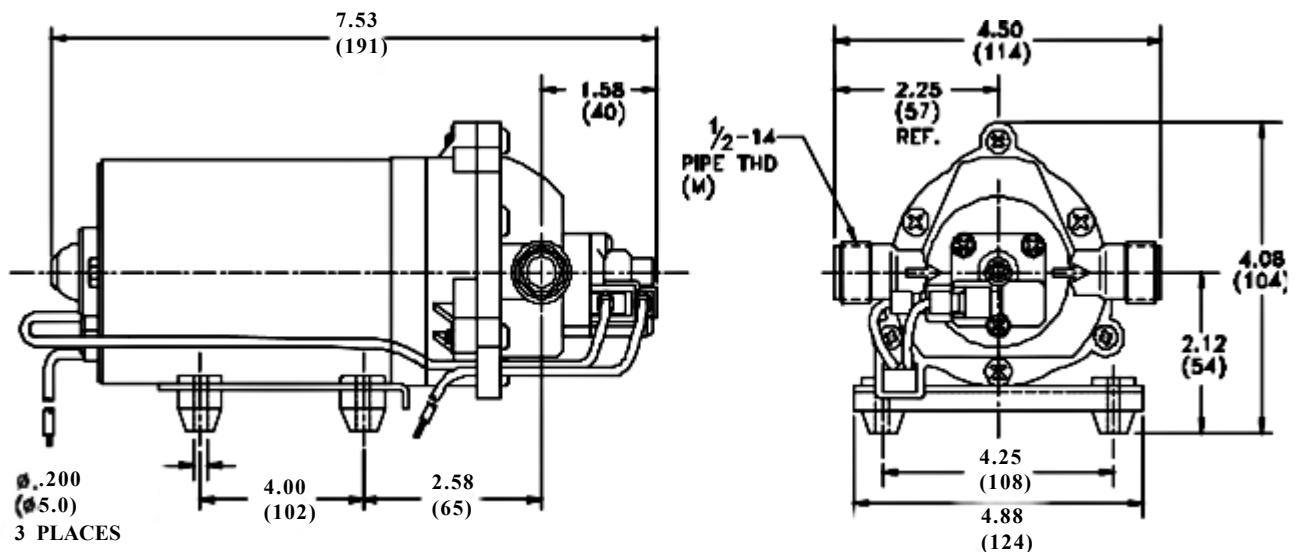
NET WEIGHT: 3.6 Lbs (2.1 Kg)

DUTY CYCLE: Intermittent (See Temperature Rise Chart)

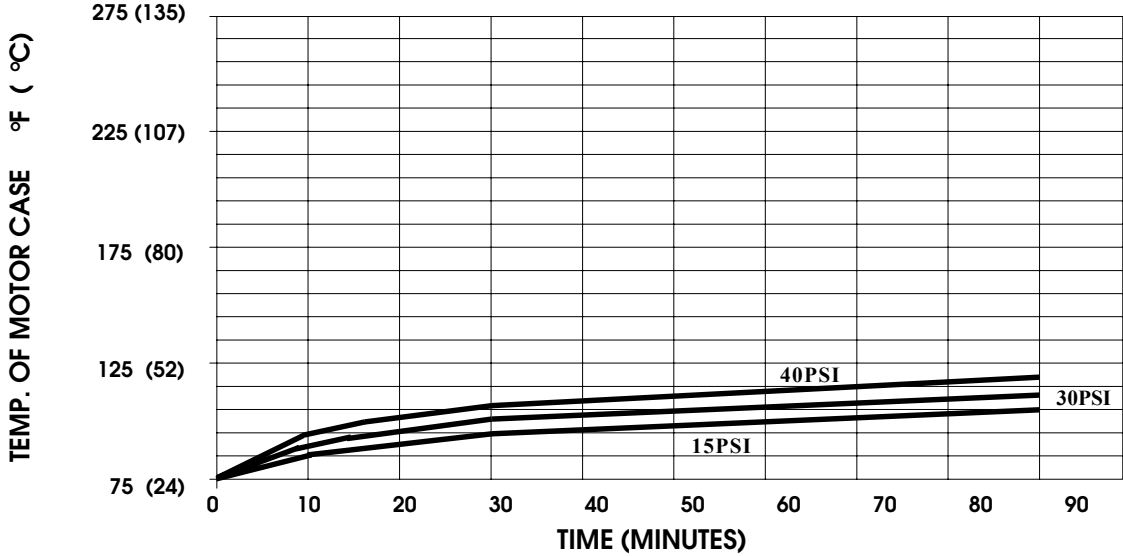
APPROVALS: N.S.F. Listed

TYPICAL APPLICATIONS: Potable Water

DIMENSIONS:



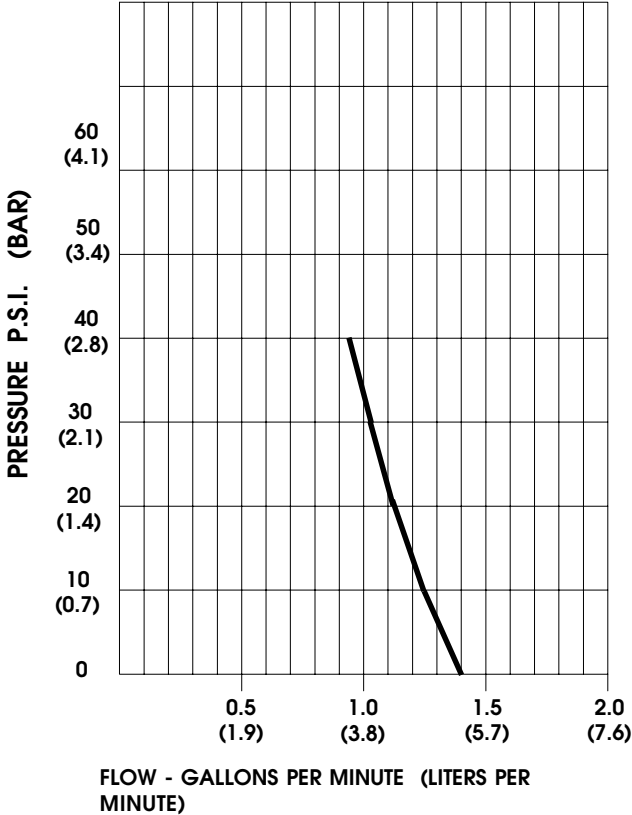
TEMPERATURE RISE



THIS GRAPH IS FOR USE AS A DESIGN GUIDE. IT IS BASED ON RUNNING CONTINUOUSLY WITH AN AMBIENT TEMPERATURE OF 70° F IN STILL AIR. THE THERMAL BREAKER WILL OPEN WHEN THE CASE TEMPERATURE REACHES 120° F.

[----- TRIP POINT OF THERMAL PROTECTOR]

TYPICAL PERFORMANCE



PRESSURE (PSI)	FLOW (GPM/LIT)	RPM MIN/MAX	CURRENT (AMPS)	VOLTAGE (VOLTS)
OPEN	1.10/4.2	1965/1980	1.9	115 VAC
10	1.00/3.8	1935/1950	2.0	"
20	0.93/3.5	1880/1900	2.5	"
30	0.87/3.3	1835/1855	2.9	"
40	0.83/3.1	1785/1810	3.2	"

*-SPECIFICATIONS SUBJECT TO CHANGE WITHOUT NOTICE.
 -ALL DATA BASED ON TESTING WITH WATER AT AMBIENT TEMPERATURE.*