

SPECIFICATIONS:

MODEL NUMBER: 8004-251-209

PUMP DESIGN: Positive Displacement 3 Chamber Diaphragm Pump

CHECK VALVE: (1-Way Operation) Prevents Reverse Flow

CAM: 2.0 Degree

MOTOR: Permanent Magnet, P/N 11-190-00, Thermally Protected

VOLTAGE: 24 VAC Nominal

PRESSURE SWITCH: Adjustable Shut-Off (Range 40-75 PSI)

Factory Set @ 75 PSI, Turn On 60 PSI \pm 5 PSI

LIQUID TEMPERATURE: 170 Degrees Fahrenheit (77 Degrees Centigrade) Max.

PRIME: Self-Priming Up To 9 Ft. Vertical,
Max. Inlet Pressure 30 PSI (2.1 Bar)

PORTS: 3/8"-18 NPT Female

MATERIAL OF CONSTRUCTION:

PLASTICS- Polypropylene

VALVES- EPDM

DIAPHRAGM- Santoprene

FASTENERS- Zinc Plated Steel

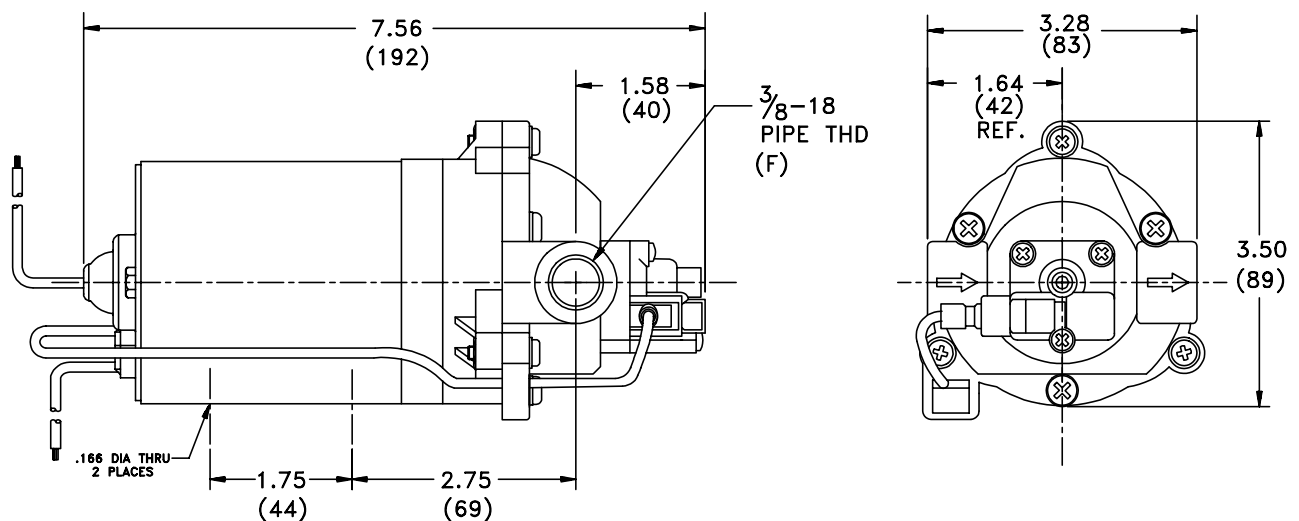
NET WEIGHT: 3.6 Lbs (1.6 Kg)

DUTY CYCLE: Intermittent (See Temperature Rise Chart)

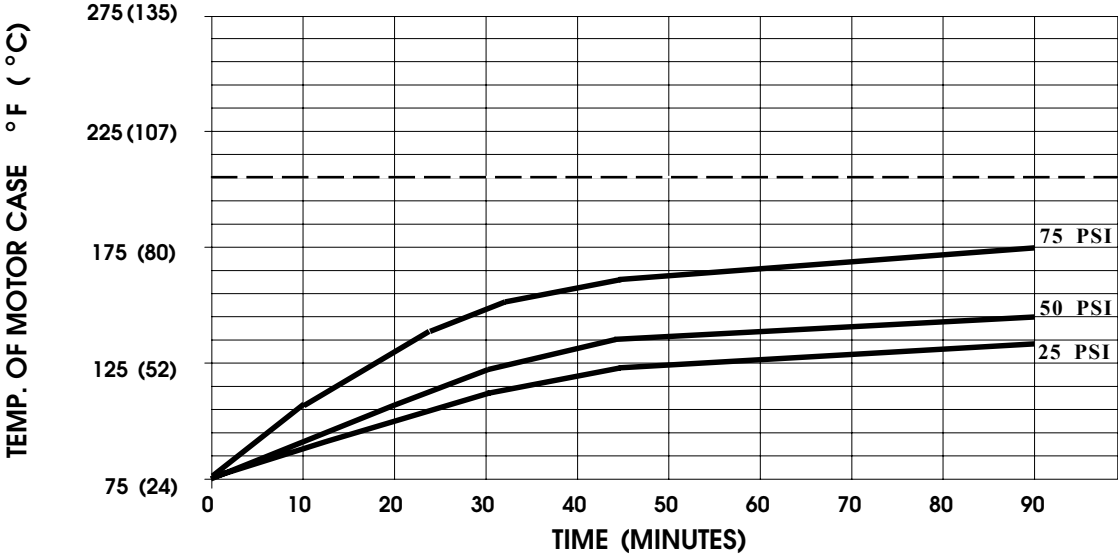
TYPICAL APPLICATIONS: Arc Welding Cooling Unit

BYPASS: 45 + 60 + 80 PSI Springs

DIMENSIONS:



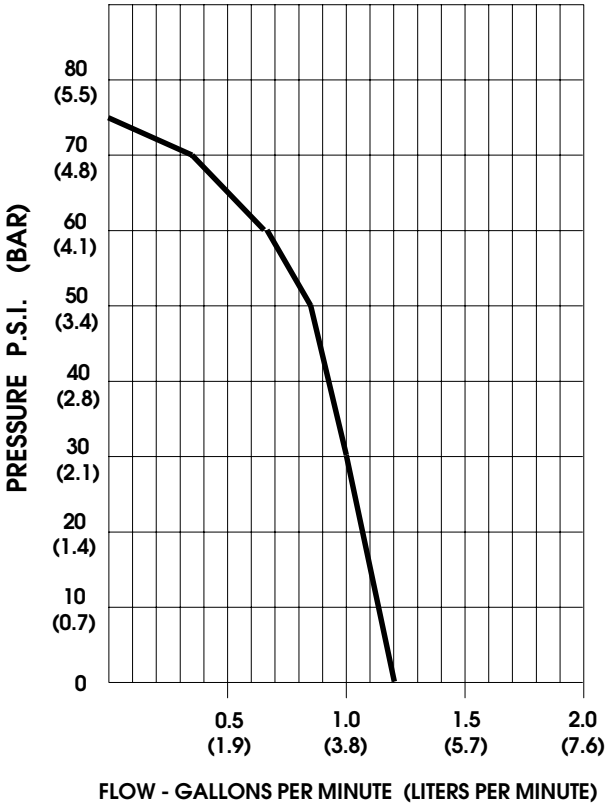
TEMPERATURE RISE



THIS GRAPH IS FOR USE AS A DESIGN GUIDE. IT IS BASED ON RUNNING CONTINUOUSLY WITH AN AMBIENT TEMPERATURE OF 70°F IN STILL AIR. THE THERMAL BREAKER WILL OPEN WHEN THE CASE TEMPERATURE REACHES 205° F.

[----- TRIP POINT OF THERMAL PROTECTOR]

TYPICAL PERFORMANCE



PRESSURE (PSI)	FLOW (GPM/LIT)	RPM MIN/MAX	CURRENT (AMPS)	VOLTAGE (VOLTS)
OPEN	1.20/4.5	2730/2745	1.6	24 VAC
10	1.16/4.4	2630/2645	1.8	"
20	1.11/4.2	2530/2540	1.9	"
30	1.01/3.8	2410/2415	2.2	"
40	0.93/3.5	2295/2360	2.4	"
50	0.84/3.2	2180/2295	2.6	"
60	0.63/2.4	2105/2230	2.8	"
70	0.36/1.4	2010/2065	3.0	"

*-SPECIFICATIONS SUBJECT TO CHANGE WITHOUT NOTICE.
 -ALL DATA BASED ON TESTING WITH WATER AT AMBIENT TEMPERATURE.*