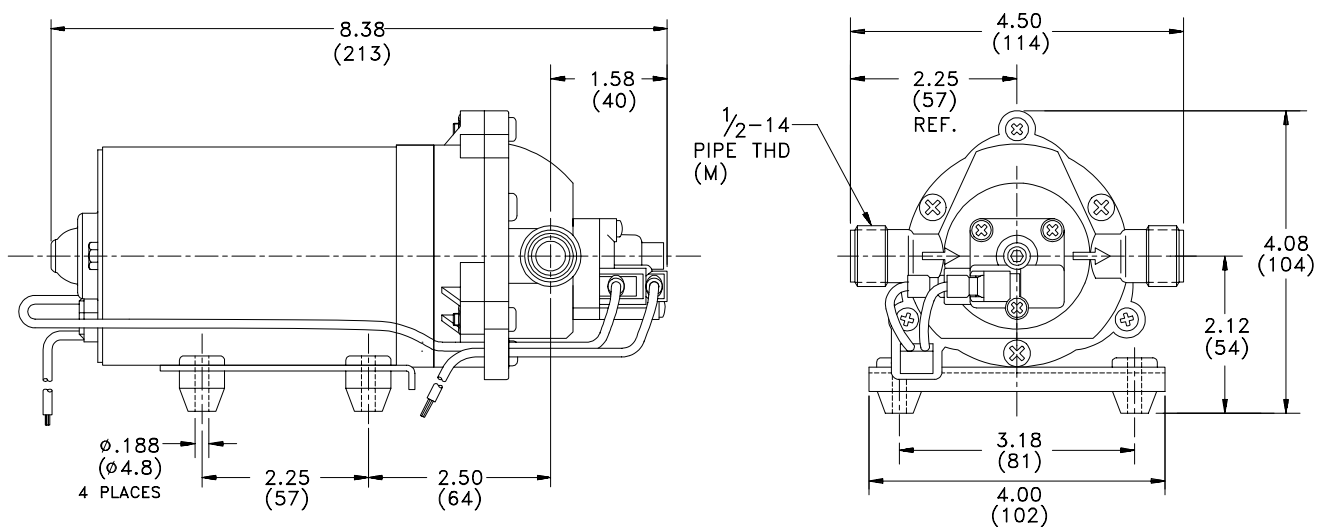


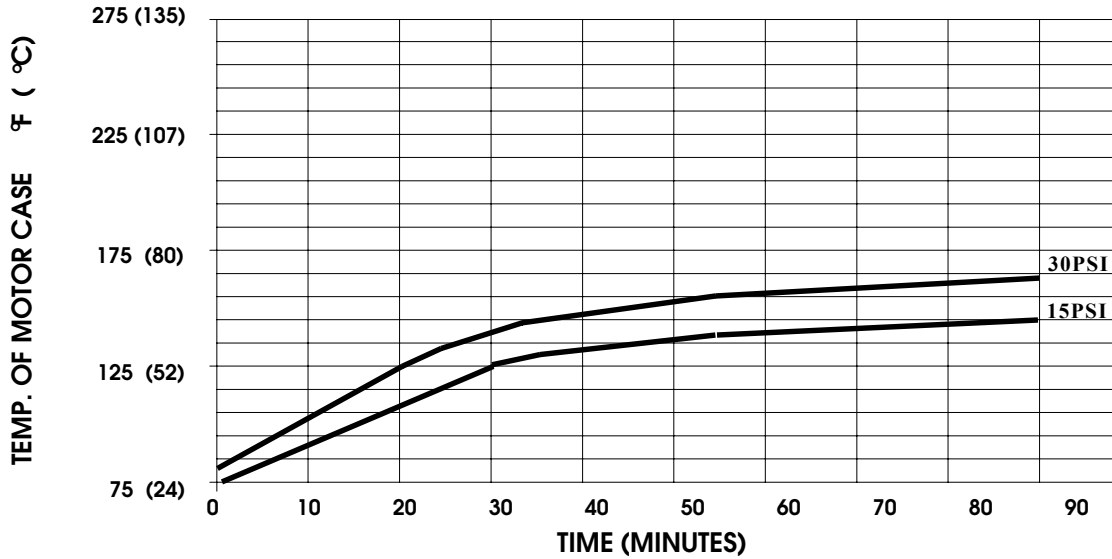
SPECIFICATIONS:

- MODEL NUMBER:** 8000-243-155
- PUMP DESIGN:** Positive Displacement 3 Chamber Diaphragm Pump
- CHECK VALVE:** (1-Way Operation) Prevents Reverse Flow
- CAM:** 3.0 Degree
- MOTOR:** Permanent Magnet, P/N 11-111-00
- VOLTAGE:** 12 VDC Nominal
- PRESSURE SWITCH:** Adjustable Shut-Off (Range 40-60 PSI)
 Factory Set @ 50 PSI, Turn On 35 PSI ± 5 PSI
- LIQUID TEMPERATURE:** 170 Degrees Fahrenheit (77 Degrees Centigrade) Max.
- PRIME:** Self-Priming Up To 12 Ft. Vertical,
 Max. Inlet Pressure 30 PSI (2.1 Bar)
- PORTS:** 1/2"-14 Male Parallel Thread
- MATERIAL OF CONSTRUCTION:**
 - PLASTICS-** Polypropylene
 - VALVES-** EPDM
 - DIAPHRAGM-** Santoprene
 - FASTENERS-** Stainless Steel
- NET WEIGHT:** 4.1 Lbs (1.9 Kg)
- DUTY CYCLE:** Continuous (See Temperature Rise Chart)
- TYPICAL APPLICATIONS:** Road Sweeper Dust Suppression
- BYPASS:** 45 PSI

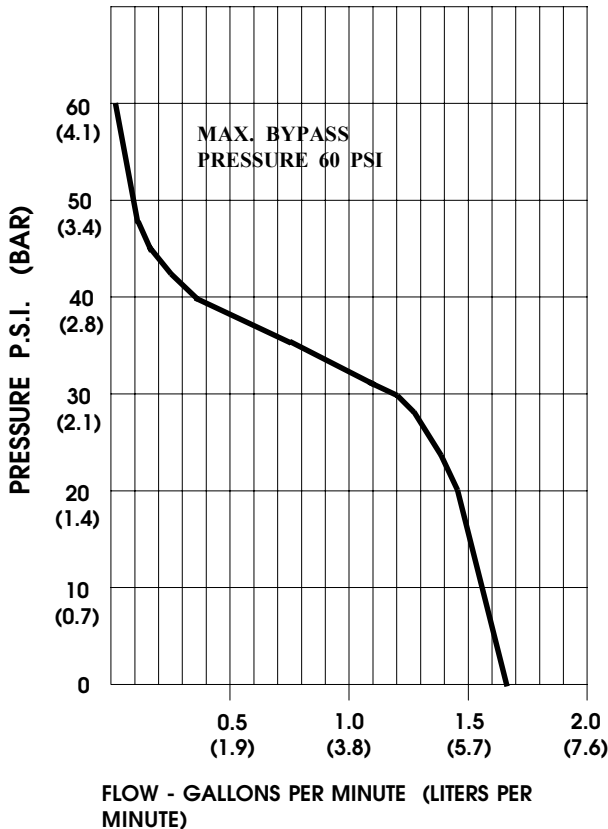
DIMENSIONS:



TEMPERATURE RISE



TYPICAL PERFORMANCE



PRESSURE (PSI)	FLOW (GPM/LIT)	RPM MIN/MAX	CURRENT (AMPS)	VOLTAGE (VOLTS)
OPEN	1.64/6.2	2230/2410	3.3	12VDC
10	1.56/5.9	2170/2345	3.9	"
20	1.46/5.5	2115/2280	4.6	"
30	1.26/4.7	2065/2222	5.2	"
40	0.35/1.3	2036/2182	5.6	"
45	0.10/0.3	2010/2157	5.7	"

-SPECIFICATIONS SUBJECT TO CHANGE WITHOUT NOTICE.

-ALL DATA BASED ON TESTING WITH WATER AT AMBIENT TEMPERATURE.