

~~X~~ Extreme™ Series



MARINE PRODUCT DATA SHEET

OEM: 5901-0201
AFTERMARKET: 5901-0211

The Smart Sensor 5.7 is designed specifically for cruisers and midsize yachts. Delivering over 5 GPM and pressure up to 60 PSI, this micro-controller based variable speed pump precisely monitors your system's water pressure and adjusts the motor speed, eliminating the need for an accumulator tank.

TYPICAL APPLICATIONS

Multi-fixture marine fresh water installations. Other uses may included 12V DC pressurized water systems in cabins This pump may be used for general water transfer. For other applications, contact SHURflo.

PUMP

Type: 5 Chamber Diaphragm
 Ports: Quick Connect Fittings.
 Liquid: 130 °F [54 °C] Max
 Prime: 6 feet [1.82 M]
 Inlet PSI: 30 PSI [2.1 Bar] Max
 Run Dry: Yes

ELECTRICAL

Motor: 12VDC Permanent Magnet, Intermittent Duty
 Protection: Thermal Overload, Automatic Restart
 Leads: 14 AWG, 16" [40 cm] Red +, 13" [33 cm] Black -
 Fuse: 15 Amp Recommended
 Control: Shut-Off 60 PSI [3.1 Bar] ± 5 PSI [0.4 Bar]
 Restart 30 PSI [1.8 Bar] ± 5 PSI [0.4 Bar]

MATERIALS

Housing: Nylon
 Valves: EPDM
 Diaphragm: Santoprene
 Hardware: Stainless Steel

APPROVALS

Ignition Protected, CE, ISO 8846

WARRANTY

3 Year Limited Warranty
 See SB-1041 & SB-1050 For Full Warranty
 Details


SHIPPING

Net Weight (Boxed): 8.5 Lb [3.9 Kg] each
 Carton Weight: 6 each, 51 Lb [24 Kg]
 Carton Size: 25"L x 19"W x 8"H
 [63 cm x 49 cm x 21 cm]

RELATED DOCUMENTS

Catalog: MS-030-140
 Installation Manual: 911-621
 Maintenance: 911-621
 Applications Spec Guide: MS-020-005
 Warranty: SB-1050

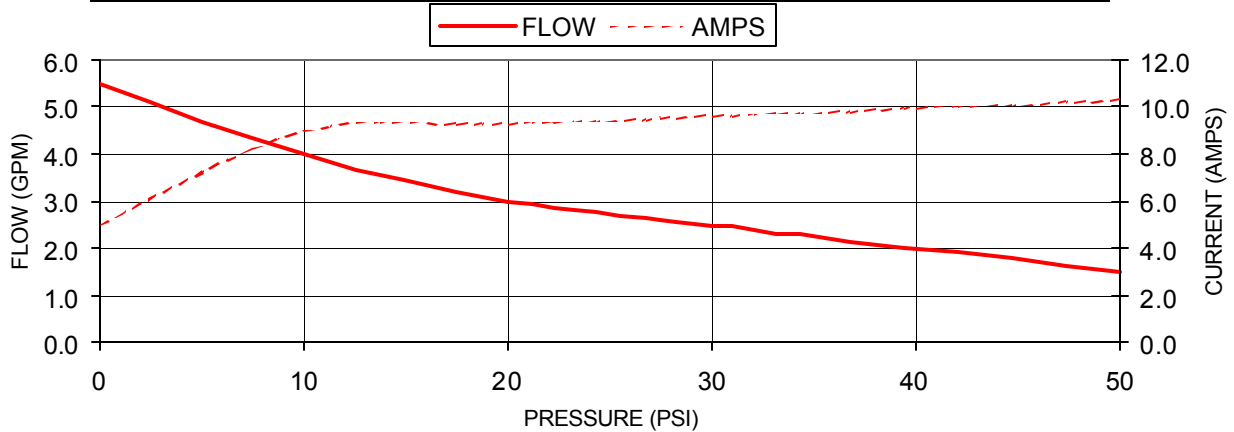
SERVICE KITS



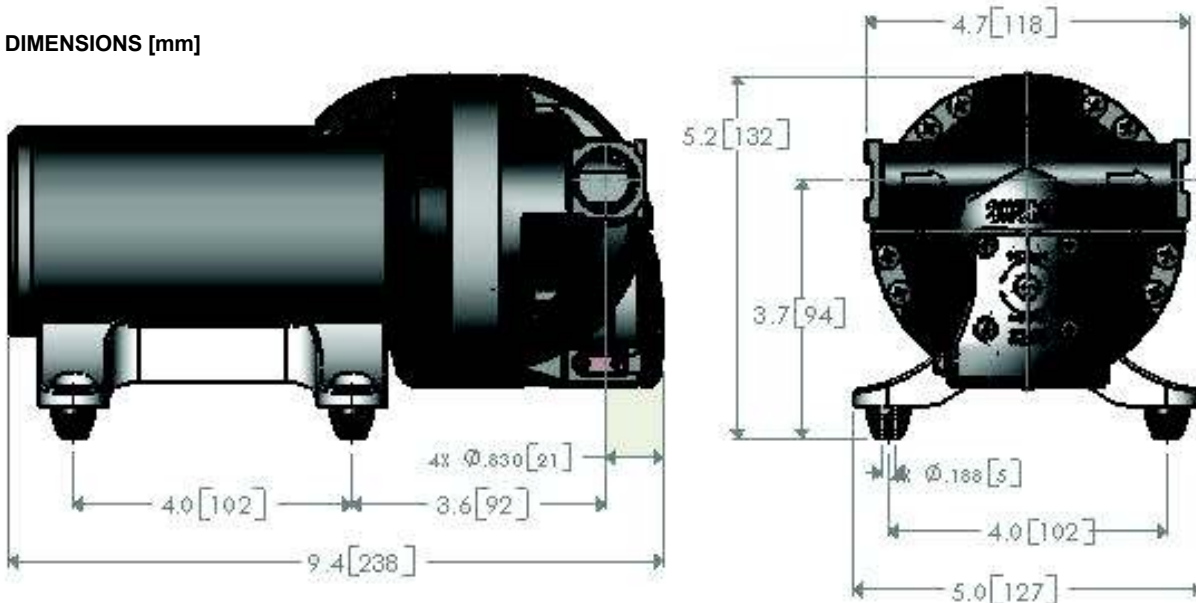
Item	Component	Part Kit
1	Valve Assembly	94-030-01
2	Drive Assembly	94-030-02

PERFORMANCE @ 12V DC

PRESSURE		FLOW		CURRENT
BAR	PSI	GPM	LPM	AMPS
0.0	0	5.5	20.8	5.0
0.7	10	4.0	15.1	9.0
1.4	20	3.0	11.3	9.6
2.1	30	2.5	9.46	9.4
3.5	50	1.5	5.67	10.3



DIMENSIONS [mm]



*ISO Registered Facility *SHURflo reserves the right to update specifications, prices, or make substitutions.*

SHURflo *
 5900A Katella Ave.
 Cypress, Ca. 90630
 (800) 854-3218 (562) 795-5200
 FAX (562) 795-7554
 Shipping/UPS: 5900C Katella Ave.
 Cypress, Ca. 90630

SHURflo East
 52748 Park Six Court
 Elkhart, IN 46514-5427
 (800) 762-809 (574) 262-0478
 FAX (574) 264-2169
 Http://www.shurflo.com
 ©2001

SHURflo Ltd. *
 Unit 5 Sterling Park
 Gatwick Road, Crawley
 West Sussex, RH10 2QT
 United Kingdom
 +44 1293 424000
 FAX +44 1293 421880

