

SPECIFICATIONS:

MODEL NUMBER: 2088-514-144

PUMP DESIGN: Positive Displacement 3 Chamber Diaphragm Pump

CHECK VALVE: (1-Way Operation) Prevents Reverse Flow

CAM: 3.0 Degree

MOTOR: Permanent Magnet, P/N 11-226-06, Thermally Protected

VOLTAGE: 12 VDC Nominal

PRESSURE SWITCH: Splash-Proof, Adjustable from 30 to 50 PSI

Factory Set @ 45 PSI Shut-Off, Turn On 25 PSI \pm 5 PSI

LIQUID TEMPERATURE: 130 Degrees Fahrenheit (54 Degrees Centigrade) Max.

PRIME: Self-Priming Up To 8 Ft. Vertical,

Max. Inlet Pressure 30 PSI

PORTS: 1/2"-14 Male Parallel Thread

MATERIAL OF CONSTRUCTION:

PLASTICS- Polypropylene

VALVES- Santoprene

DIAPHRAGM- Santoprene

FASTENERS- Stainless Steel

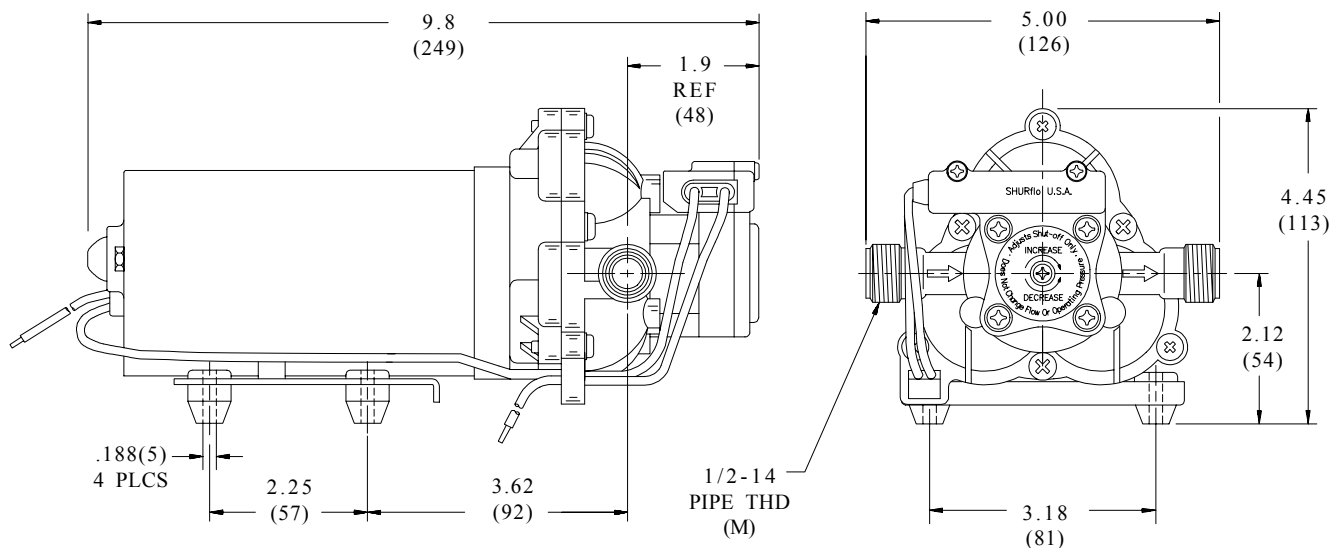
NET WEIGHT: 6.0 Lbs (2.7 Kg)

DUTY CYCLE: Continuous (See Temperature Rise Chart)

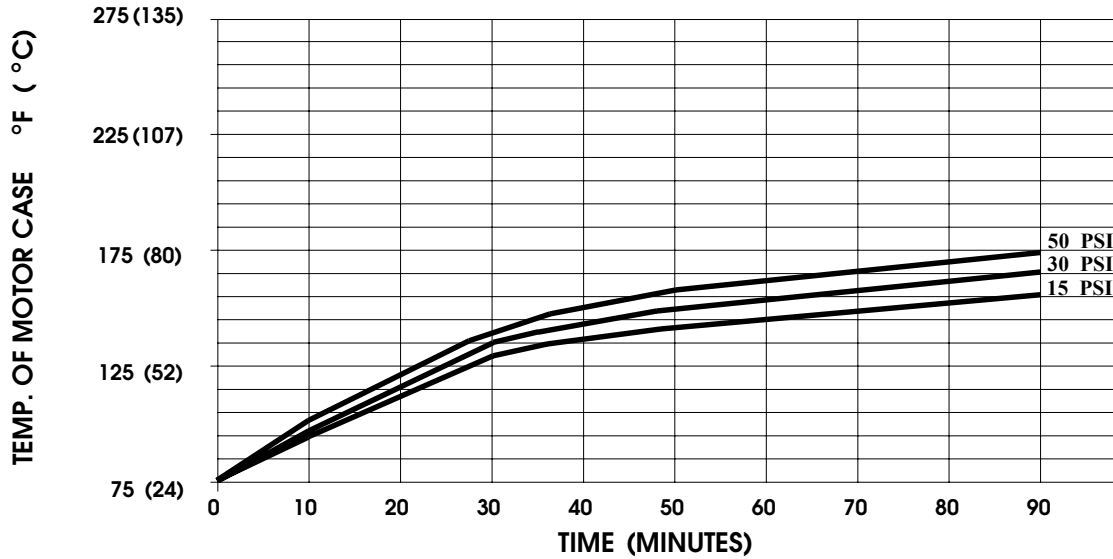
TYPICAL APPLICATIONS: Potable Water

APPROVALS: NSF Listed

DIMENSIONS:

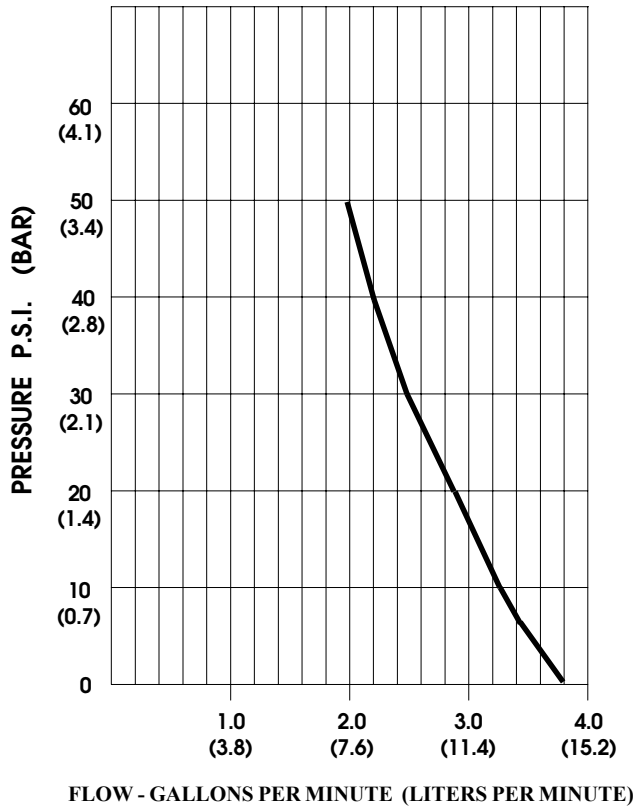


TEMPERATURE RISE



THIS GRAPH IS FOR USE AS A DESIGN GUIDE. IT IS BASED ON RUNNING CONTINUOUSLY WITH AN AMBIENT TEMPERATURE OF 75°F IN STILL AIR. THE THERMAL BREAKER WILL OPEN WHEN THE CASE TEMPERATURE REACHES 280°F .

TYPICAL PERFORMANCE



PRESSURE (PSI/BAR)	FLOW (GPM/LIT)	RPM MIN/MAX	CURRENT (AMPS)	VOLTAGE (VOLTS)
OPEN	3.8/14.4	2600/2650	5.6	12 VDC
10	3.3/12.5	2585/2625	7.9	"
20	2.9/11.0	2500/2530	8.9	"
30	2.5/9.5	2440/2470	10.0	"
40	2.2/8.3	2415/2460	10.5	"
50	2.0/7.6	2390/2425	11.0	"

-SPECIFICATIONS SUBJECT TO CHANGE WITHOUT NOTICE.
-ALL DATA BASED ON TESTING WITH WATER.